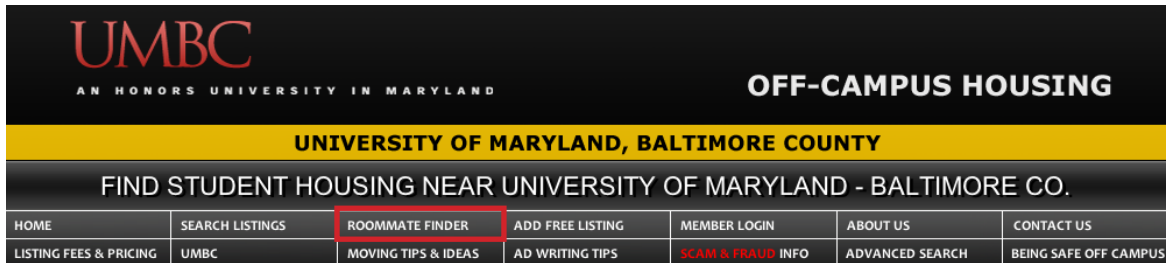


# How to Search Roommate Profiles on www.umbc.och101.com

1. Select the "Roommate Finder" Button on the top menu bar.



2. It will take you to the University of Maryland's Roommate Finder page.
  - a) You can select Search to simply search for a roommate.
  - b) Login to make changes to an existing ad

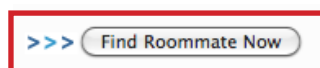


## Searching for a Roommate:

- 1a) If you are searching for a roommate, select the first button and it will take you to the Terms and Conditions page, ensure to read the information to continue - Choose I agree.



- 2a) Narrow down your preferences to find the ideal roommate and click Find Roommates Now.



- 3a) You will now see all of the options listed. You can select View Profile for additional information.



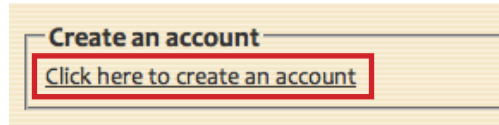
- 4a) Once you've found one that may be the Ideal Roommate, simply click on the envelope to send an email or contact them by telephone.



## Posting a Roommate Ad:

1b) Follow through steps 1 and 2 and select Login.

2b) You will then have the option to login with a username and password or create a new account. If you need to create an account, select "Click here to create an account" and fill out the form. You will then receive a username to login to your account.



3b) Once you are logged in, select add and fill out the form for your roommate profile.

